








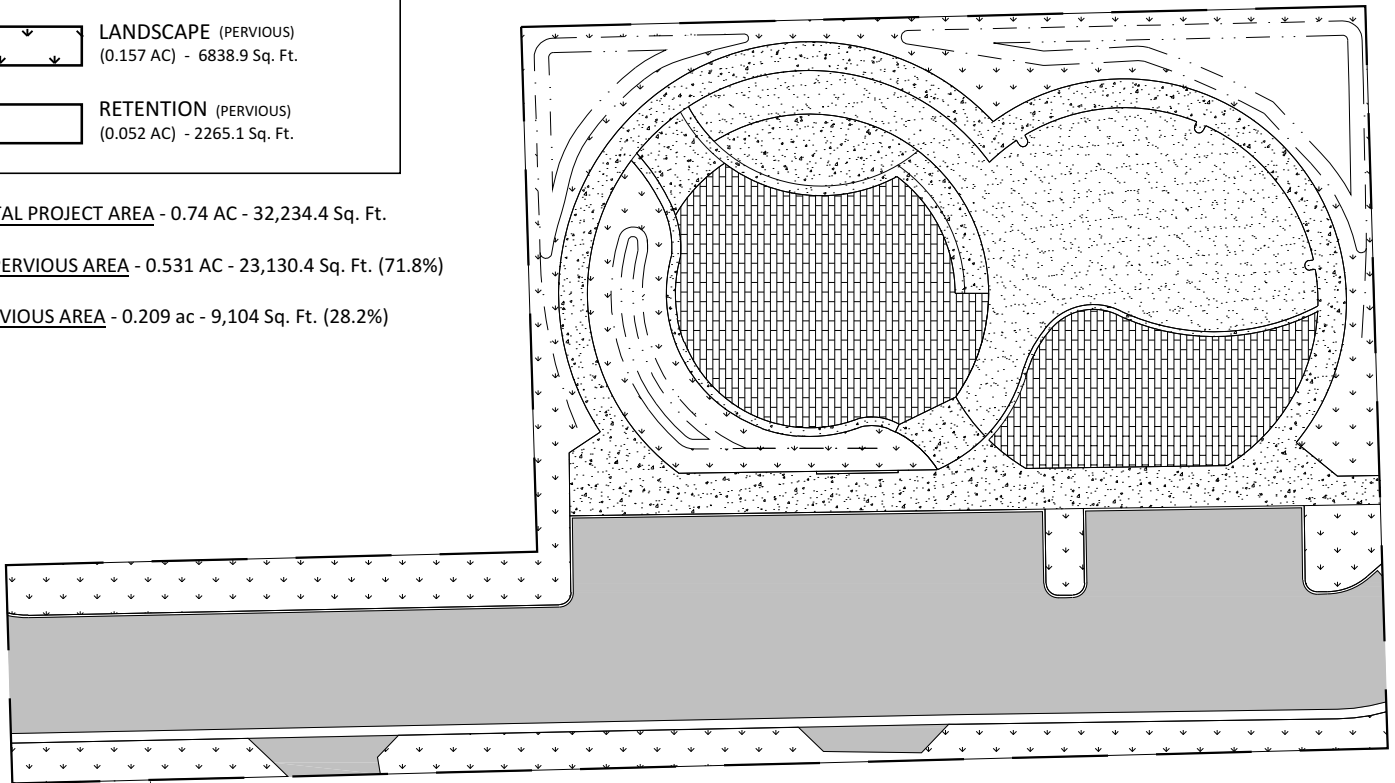
## LEGEND

	PAVEMENT (IMPERVIOUS) (0.226 AC) - 9844.6 Sq. Ft.
	CURB AND GUTTER (IMPERVIOUS) (0.017 AC) - 740.5 Sq. Ft.
	CONCRETE (IMPERVIOUS) (0.109 AC) - 4748 Sq. Ft.
	PAVER (IMPERVIOUS) (0.100 AC) - 4356 Sq. Ft.
	TURF (IMPERVIOUS) (0.079 AC) - 3441.2 Sq. Ft.
	LANDSCAPE (PERVIOUS) (0.157 AC) - 6838.9 Sq. Ft.
	RETENTION (PERVIOUS) (0.052 AC) - 2265.1 Sq. Ft.

TOTAL PROJECT AREA - 0.74 AC - 32,234.4 Sq. Ft.

IMPERVIOUS AREA - 0.531 AC - 23,130.4 Sq. Ft. (71.8%)

PERVIOUS AREA - 0.209 ac - 9,104 Sq. Ft. (28.2%)



PROJECT BOUNDARY

AAC

PZ23-12000041

02/06/2024



THOMPSON & ASSOCIATES  
CERTIFICATE OF AUTHORIZATION 28185  
412 SE 18TH STREET, FORT LAUDERDALE, FL 33316  
MIAMI-DADE (305) 714.2510  
BROWARD (954) 761.1073  
PALM BEACH (561) 932.1668

POOL AREA BREAKDOWN

CHARLOTTE BURRIE COMMUNITY CENTER PLAZA AND PASSIVE PARK

SHEET

EX-2